



Exterior Building Facades

an impeccable marble look & feeling

Formats

800x
1600
mm
80x160cm

1200x
1200
mm
120x120cm

600x
1200
mm
60x120cm

Resemblance of our tiles to natural stones is absolutely delightful.

"The marble type granular or vein like structure is not limited to surface, but goes to the depth of the total cross section of tile."

it can be ground or cut or chamfered and yet the granular beauty will unveil its glory to the fullest.

 **9mm thickness**



FLEXURAL RESISTANCE
RESISTENCIA A LA FLEXION



FROST PROOF
RESISTENCIA A LA HELADA



WEAR RESISTANCE
RESISTENCIA AL DESGASTE



SCRATCH RESISTANCE
RESISTENCIA AL RAYADO



THERMIC IMPACT RESISTANCE
RESISTENCIA AL CHOQUE TERMICO



SLIP RESISTANCE
RESISTENCIA AL DESLIZAMIENTO



STAIN RESISTANCE
RESISTENCIA A LAS MANCHAS



CHEMICAL RESISTANCE
RESISTENCIA QUIMICA



ABSORPTION RESISTANCE
RESISTENCIA A LA ABSORCION



EASY TO CLEAN
FACIL LIMPIEZA



EASY TO INSTALL
FACIL COLOCACION




ECOLOGICAL
ECOLOGICO





BEATRIX BLACK

1200 X 1200 MM , HIGH GLOSS ,






BEATRIX GOLD

1200 X 1200 MM , HIGH GLOSS ,






BLACK MARTIN

1200 X 1200 MM , HIGH GLOSS ,



BLUE WAVE

1200 X 1200 MM , HIGH GLOSS ,






BRATVI WHITE

1200 X 1200 MM , HIGH GLOSS ,





BRECCIA AURORA

1200 X 1200 MM , HIGH GLOSS ,





EMPERADOR COFFEE

1200 X 1200 MM , HIGH GLOSS ,







IMPACT STATUARIO

1200 X 1200 MM , HIGH GLOSS ,




MONT GOLD

1200 X 1200 MM , HIGH GLOSS ,



OSIRIS GREY

1200 X 1200 MM , HIGH GLOSS ,



TERRSETA

1200 X 1200 MM , HIGH GLOSS ,




Rustic



ALEXA ALMOND

1200 X 1200 MM , RUSTIC ,



ALEXA BROWN

1200 X 1200 MM , RUSTIC ,




ALEXA CREMA

1200 X 1200 MM , RUSTIC ,



ALEXA GREY

1200 X 1200 MM, RUSTIC,




ALEXA SHADOW

1200 X 1200 MM ,RUSTIC ,



ALEXA WHITE

1200 X 1200 MM, RUSTIC,



BERKANE BEIGE

1200 X 1200 MM ,RUSTIC ,




BERKANE BROWN

1200 X 1200 MM , RUSTIC ,





BERKANE GREY

1200 X 1200 MM , RUSTIC ,




DOLCEDORME BEIGE

1200 X 1200 MM, RUSTIC,




DOLCEDORME WHITE

1200 X 1200 MM , RUSTIC ,



ELISTA BEIGE

1200 X 1200 MM , RUSTIC ,




ELISTA BLACK

1200 X 1200 MM , RUSTIC ,




ELISTA GREY

1200 X 1200 MM, RUSTIC,



ELISTA VERDE

1200 X 1200 MM , RUSTIC ,




METZ MARFIL

1200 X 1200 MM , RUSTIC ,




SEOUL STONE

1200 X 1200 MM , RUSTIC ,




TROYAL BEIGE

1200 X 1200 MM , RUSTIC ,



TROYAL BIANCO

1200 X 1200 MM , RUSTIC ,




TROYAL GRIS

1200 X 1200 MM ,RUSTIC ,




TERRAZZO BEIGE

1200 X 1200 MM ,RUSTIC ,








TERRAZZO CARMEL

1200 X 1200 MM, RUSTIC,




TERRAZZO GREY

1200 X 1200 MM , RUSTIC ,




TERRAZZO GRIS

1200 X 1200 MM ,RUSTIC ,



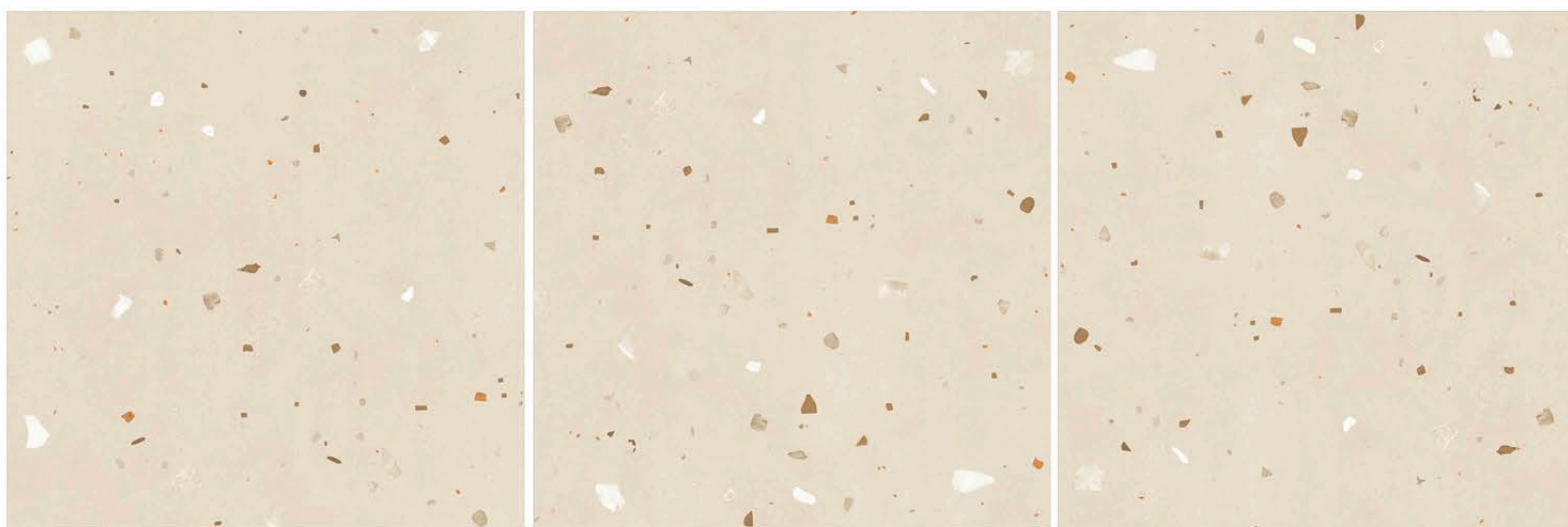
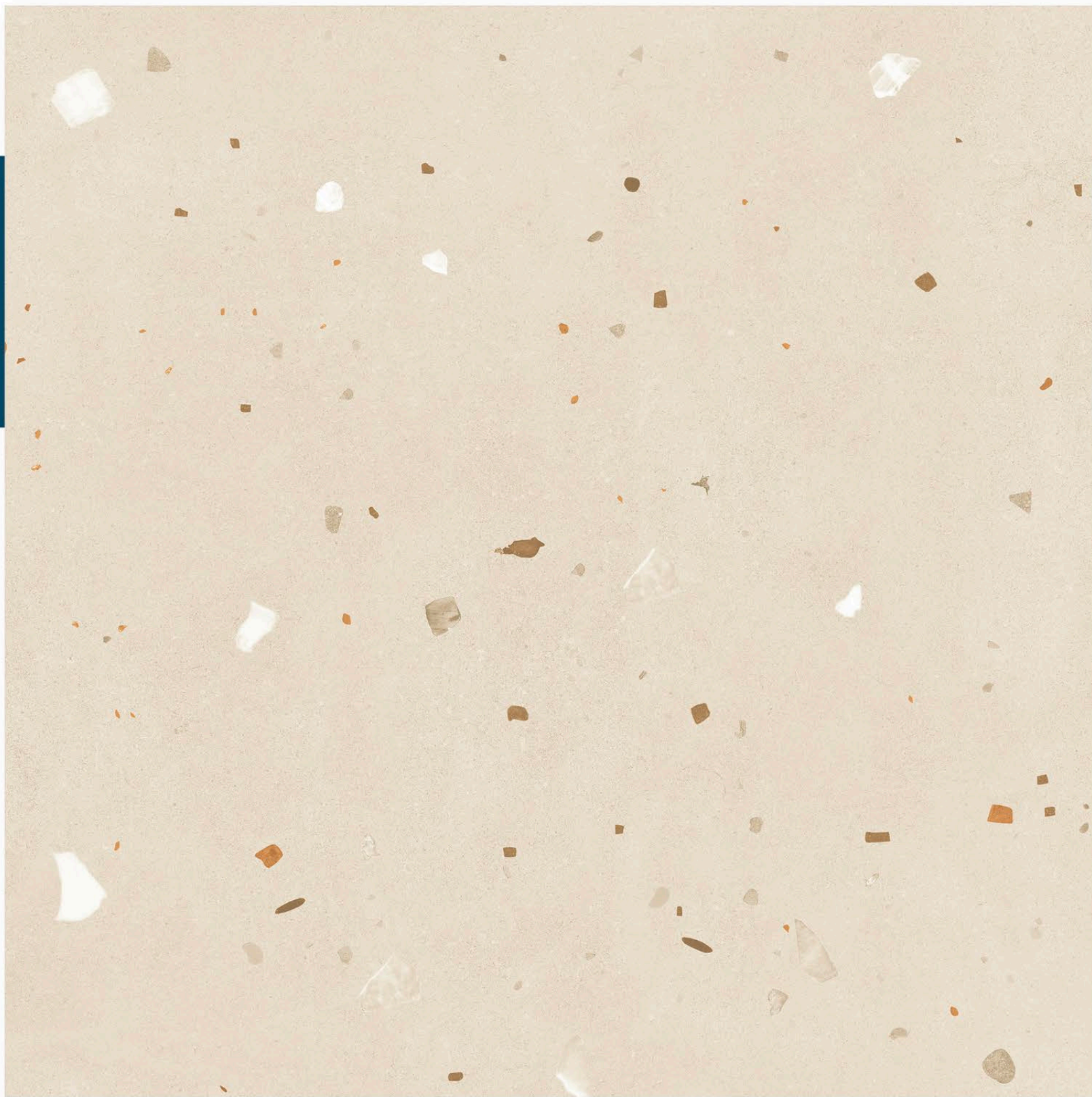
TERRAZZO HUMO

1200 X 1200 MM ,RUSTIC ,






TERRAZZO ICE GREY

1200 X 1200 MM , RUSTIC ,






TERRAZZO IVORY

1200 X 1200 MM , RUSTIC ,



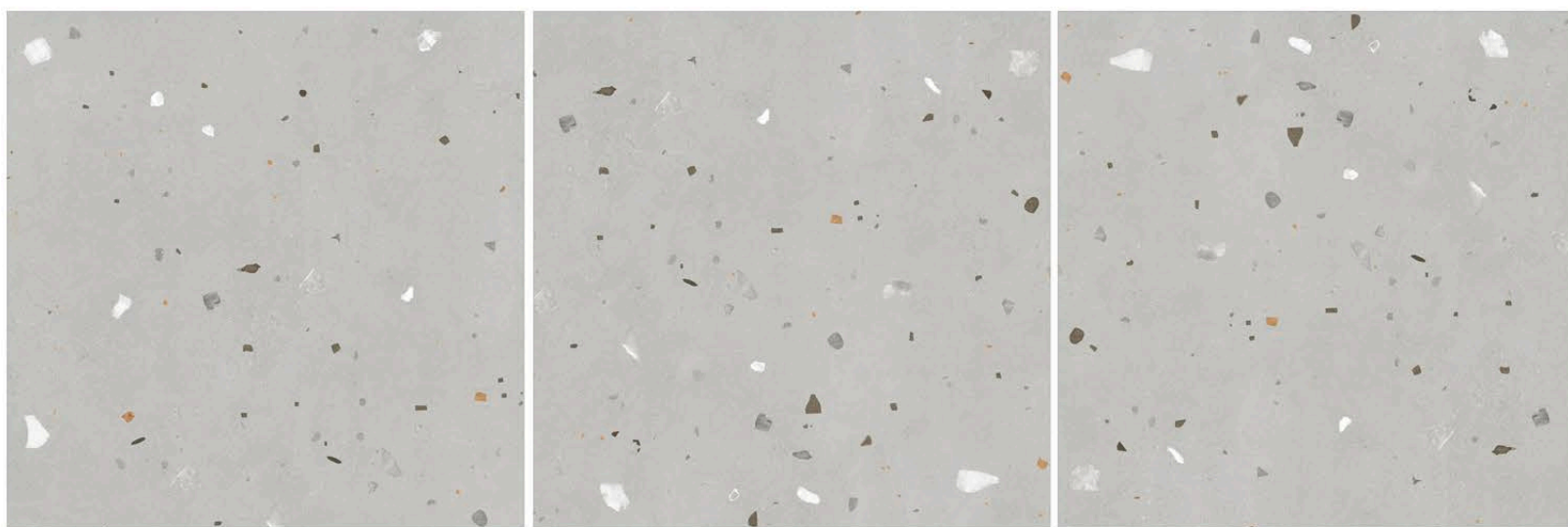
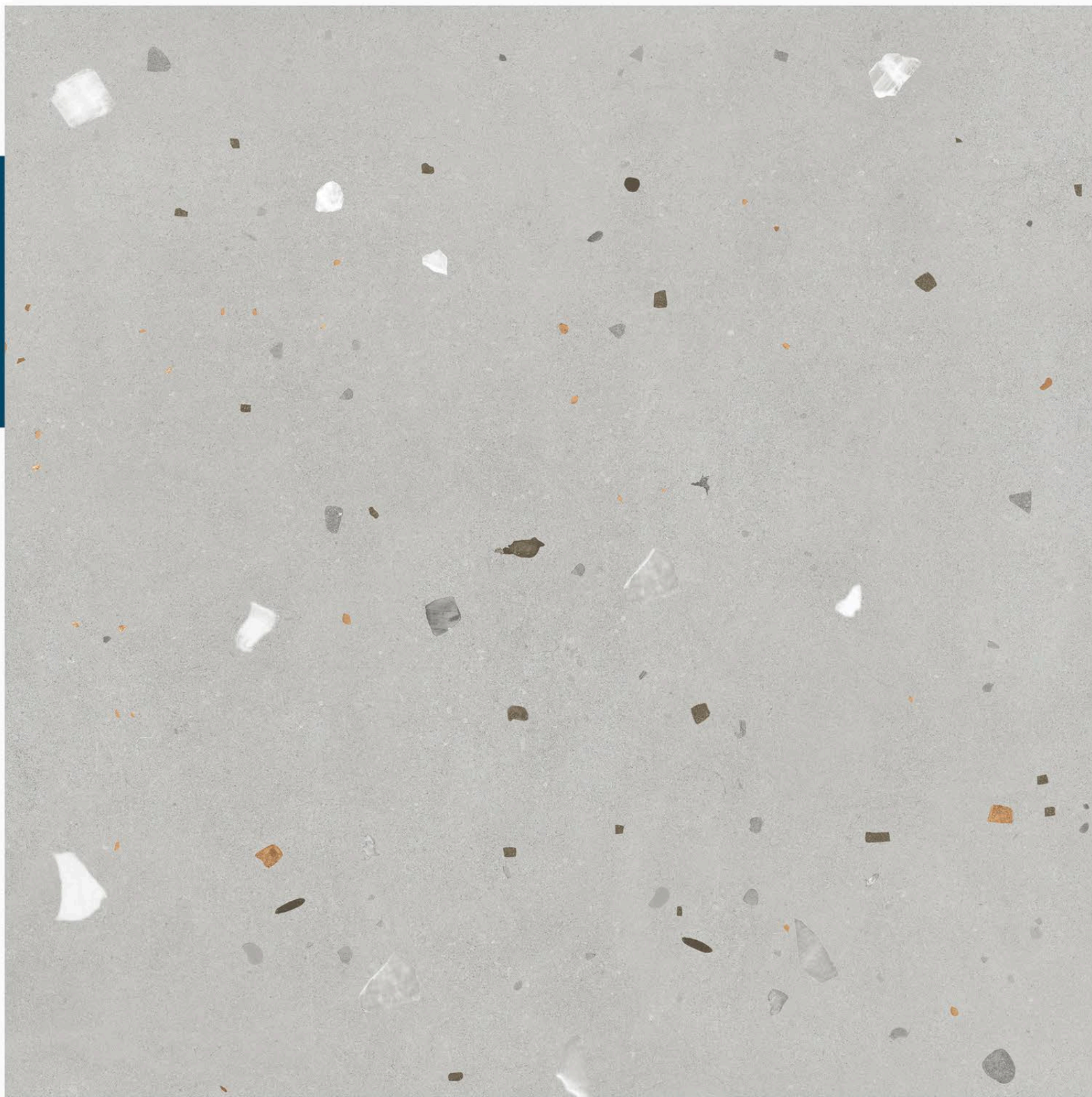
TERRAZZO NATURAL

1200 X 1200 MM, RUSTIC,





TERRAZZO PEARD

1200 X 1200 MM ,RUSTIC ,





TERRAZZO SMOKE

1200 X 1200 MM, RUSTIC,



TERRAZZO VENILLA

1200 X 1200 MM, RUSTIC,



TERRAZZO VERDE

1200 X 1200 MM , RUSTIC ,

TECHNICAL SPECIFICATIONS

CHARACTERISTICS	STANDARD AS PER ISO-13006/EN14411 GROUP B1A	MEAN VALUE OF PGVT	MEAN VALUE OF GVT	TEST METHOD
REGULATORY PROPERTIES				
Deviation in length & width	±0.5 %	±0.1 %	±0.1 %	ISO-10545-2
Deviation in thickness	±5.0 %	±4.0 %	±4.0 %	ISO-10545-2
Straightness in side	±0.5 %	±0.1 %	±0.1 %	ISO-10545-2
Rectangularity	±0.6 %	±0.1 %	±0.1 %	ISO-10545-2
Surface flatness	±0.5 %	±0.2 %	±0.2 %	ISO-10545-2
Color difference	Unaltered	No change	No change	ISO-10545-16
Glossiness	As per mfg.	Min. 90	Min.10	GLOSSOMETER
SURFACE MECHANICAL PROPERTIES				
Water absorption	< 0.50 %	< 0.20 %	< 0.20 %	ISO-10545-3
Apparent density	> 2.0 g/cc	> 2.10 g/cc	> 2.10 g/cc	DIN 51082
MASSIVE MECHANICAL PROPERTIES				
Modulus of rupture	Min. 35 N/mm ²	Min. 40 N/mm ²	Min. 40 N/mm ²	ISO-10545-4
Breaking strength	Min. 1300 N	Min. 2000 N	Min. 2000 N	ISO-10545-4
Impact resistance	As per mfg.	Min. 0.55	Min. 0.55	ISO-10545-5
SURFACE MECHANICAL PROPERTIES				
Surface abrasion resistance	As per mfg	Min. Class-3	Min. Class-4	ISO-10545-7
MOH's hardness	As per mfg	Min. 4	Min. 5	EN 101
THERMO HYDROMETRIC PROPERTIES				
Frost resistance	No damage	No damage	No damage	ISO-10545-12
Thermal shock resistance	No damage	No damage	No damage	ISO-10545-9
Moisture expansion	Nil	Nil	Nil	ISO-10545-10
Thermal expansion (COE)	Max. 9.0x10 ⁻⁶	Max. 6.5x10 ⁻⁶	Max. 6.5x10 ⁻⁶	ISO-10545-8
Crazing resistance	As per mfg.	Min. 10 Cycle	Min. 10 Cycle	ISO-10545-11
CHEMICAL PROPERTIES				
Chemical resistance	No damage	No damage	No damage	ISO-10545-13
Stain resistance	Resistant	Resistant	Resistant	ISO-10545-14
SAFETY PROPERTIES				
Slip resistance	As per mfg.	> 0.40	> 0.40	ISO-10545-17
Fire resistance	As per mfg.	Fireproof	Fireproof	N. A.
Lead & Cadmium given off by glazed tiles	As per mfg.	Doesn't yield Pb & Cd	Doesn't yield Pb & Cd	ISO-10545-15

PACKING DETAILS

Size	Thickness (approx*)	Pieces / Box	Area / Box (approx*)		Weight / Box (approx*)
1200X1200MM	9MM	2 pcs.	2.88 sq. mtr.	31 sq.ft.	60 kgs.

AVAILABLE SIZE :

600x1200mm

800x1600mm

1200x1200mm

